






DTP 25 Lubrication Schedule

Part	Location	Image	Frequency	Type of Lubricant
Tooling heads	The heads of the Upper Punch and Lower Punch		Visually inspect and apply when dry	Assembly paste
Tooling	Storage container		After cleaning	Mineral oil
Gearbox	On top of the Motor		Visually inspect every week and top off when needed	460 Grade Worm Gear
Eccentric Sheave Strap	The grease nipple on Top Cam nearest to Eccentric Sheave		Apply in the following situations: (a) after every 50,000 tablets, (b) after a deep clean, or (c) when the press has not been used for a prolonged period of time	NLGI Grade 2



Part	Location	Image	Frequency	Type of Lubricant
Upper Drift Pin Assembly	The grease nipple on the frame insert that holds the Upper Drift Pin Assembly in place		Apply in the following situations: (a) after every 50,000 tablets, (b) after a deep clean, or (c) when the press has not been used for a prolonged period of time	NLGI Grade 2
Upper Drift Pin Assembly Threaded Cam	The grooves in which the Upper Drift Pin Assembly Threaded Cam and Upper Drift Pin Assembly meet		Apply in the following situations: (a) after every 50,000 tablets, (b) after a deep clean, or (c) when the press has not been used for a prolonged period of time	NLGI Grade 2
Boot Timing Cam	Cam tracks on both sides and runners on Lower Drift Pin Assembly Timing Rod and Boot Timing Bar		Apply in the following situations: (a) after every 50,000 tablets, (b) after a deep clean, or (c) when the press has not been used for a prolonged period of time	NLGI Grade 2