







## RBM Ribbon Blender Range Lubrication Schedule

Part	Location	Image	Frequency	Type of Lubricant
Gearbox	Oil inlet topped with cap on the Gearbox		Visually inspect and top up when dry. Should be checked weekly or every 100 hours of use (whichever comes first).	#20 machine oil or WA 460 oil
Bearings (Rotating Shaft)	On each end of the Rotating Shaft		Every 100 hours/once per week.	NLGI Grade 2
Bearings (Discharge Chute)	On each end of the Discharge Chute		Every 100 hours/once per week.	NLGI Grade 2
Main Shaft Sealing Rope	On each end of the Rotating Shaft		When powder begins to leak from the main shaft.	1/4 inch compression packing rope