














RTP 9 Lubrication Schedule

Part	Location	Image	Frequency	Type of Lubricant
Tooling	Air-tight container		Cover and store in oil after cleaning.	Mineral oil
Tooling Barrels	The main shaft of the Upper Punches and Lower Punches		Lubricate every time Tooling is installed in the press.	SAE 10
Main Cam Shaft Bearings	Ball bearings at the bottom of the Main Cam Shaft		Inspect after every 3 months or 100,000 tablets and apply if dry. If old, gritty grease is present, clean before lubricating.	NLGI Grade 2
Turret Bearings	Ball bearings inside the center of the Turret		Inspect after every 3 months or 100,000 tablets and apply if dry. If old, gritty grease is present, clean before lubricating.	NLGI Grade 2
Lower Tracking	Inside the Main Drive Shaft's bore and the Ejection Cam, Fill Cam, and Weight Adjustment Cam		Inspect after every 3 months or 100,000 tablets and apply if dry. If old, gritty grease is present, clean before lubricating.	NLGI Grade 2



Part	Location	Image	Frequency	Type of Lubricant
Pressure Adjustment Cogs	Cogs on both sides of Lower Cam Roller's housing (open left side door panel)		Inspect after every 3 months or 100,000 tablets and apply if dry. If old, gritty grease is present, clean before lubricating.	NLGI Grade 2
Fill Adjustment Cog	Cog on Fill Adjustment shaft (open right side panel door)		Inspect after every 3 months or 100,000 tablets and apply if dry. If old, gritty grease is present, clean before lubricating.	NLGI Grade 2
Grease Nipple on Lower Roller Cam Shaft	On left side of RTP 9 (open door panel)		Apply after every 100,000 tablets.	NLGI Grade 2
Grease Nipple on Upper Roller Cam Shaft	On the back of the Upper Roller Cam Housing		Apply after every 100,000 tablets.	NLGI Grade 2



Part	Location	Image	Frequency	Type of Lubricant
Tooling Heads	Heads of Upper Punches and Lower Punches		Inspect and apply when dry.	NLGI Grade 1
Upper Tracking	Tracking on Turret that guides the Upper Punches		Apply when dry before beginning batch.	NLGI Grade 1
Gearbox	On top of Gearbox through the shaft's bore		Visually inspect and apply when needed.	460 Grade Worm Gear Oil